

# Cladding A2

## SPECIFICATIONS

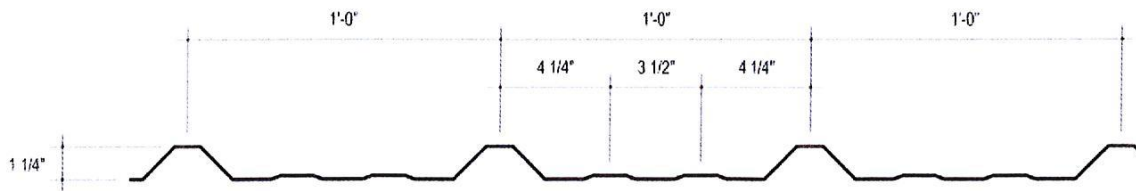


**Coverage: Full 36"**

**Lengths: Custom sizes available**

**Material: Steel with 28 or 26ga zinc coating and 3-process factory-applied paint**

**Uses: Ideal for roofing and siding applications**

**Purlin-bearing lip for ease of installation**



THICKNESS		YIELD (KSI)	ALLOWABLE LOAD (PSF) FOR 3 CONTINUOUS SPANS									
GAUGE	INCHES			3'-0	3'-6	4'-0	4'-6	5'-0	5'-6	6'-0	6'-6	7'-0
28	0.018	80	Bending	132	97	74	59	48	39	33	28	24
			L/180	S	S	S	S	44	33	26	18	16
26	0.021	80	Bending	160	118	90	58	58	48	40	34	29
			L/180	S	S	S	51	51	38	29	23	19